

# Semi-automatic espresso coffee machine

## BD-CM601 (310x335x380mmH)

### Feature:

Full S.S. housing/mechanical buttons/visual pressure gauge

### Function:

Grinding/1 or 2 shot(s) Espresso/hot water(option)/steam

### Parameter:

(EU)220-240V/2450W (US)120V/1500W

- 27 grinding settings/20 bar Italian ULKA pump/double instant thermoblocks

Coffee bean hopper capacity: 250g

- Water tank capacity: 2.8L

### •Optional Functions:

An extra pump/Cold brew/external water supply/external water dispatch

BD-CM601 CONTAINER QTY:

20'GP: 347PCS / 40'GP: 744PCS / 40'HQ: 843PCS



## BD-CM601A (310x335x380mmH)

### Feature:

Full S.S. housing with black control panel/mechanical buttons/visual pressure gauge

### Function:

Grinding/1 or 2 shot(s) Espresso &Americano/hot water/steam

### Parameter:


- (EU)220-240V/2450W; (US)120V/1500W
- 27 grinding settings/20 bar Italian ULKA pump/double instant thermoblocks
- 58mm S.S.portafilter
- Coffee bean hopper capacity: 250g
- Water tank capacity: 2.8L

### Optional Functions:

An extra pump/Cold brew/external water supply/external water dispatch

BD-CM601A CONTAINER QTY:

20'GP: 347PCS / 40'GP: 744PCS / 40'HQ: 843PCS



### Optional Accessories:



# Semi-automatic espresso coffee machine



## BD-CM601E (310x335x380mmH)

### Feature:

Full S.S. housing with black control panel/  
mechanical buttons/visual pressure gauge

### Function:

Grinding/1 or 2 shot(s) Espresso &Americano/  
hot water/steam

### Parameter:


- (EU)220-240V/2450W; (US)120V/1500W
- 27 grinding settings/20 bar Italian ULKA pump/  
double instant thermoblocks
- 58mm S.S.portafilter
- Coffee bean hopper capacity: 250g
- Water tank capacity: 2.8L

### Optional Functions:

An extra pump/Cold brew/external water supply/  
external water dispatch

BD-CM601E CONTAINER QTY:

20'GP: 347PCS / 40'GP: 744PCS / 40'HQ: 843PCS



### Optional Accessories:



## BD-CM613(310x335x380mmH)

### Feature:

Full S.S. housing/mechanical buttons/visual  
pressure gauge and two display screens

### Function:

Grinding/1 or 2 shot(s) Espresso &Americano/  
hot water/steam

### Parameter:

- (EU)220-240V/2450W; (US)120V/1500W
- 27 grinding settings/20 bar Italian ULKA pump/  
double instant thermoblocks
- Coffee bean hopper capacity: 250g
- Water tank capacity: 2.8L


### Optional Functions:

An extra pump/Cold brew/external water supply/  
external water dispatch

BD-CM613A CONTAINER QTY:

20'GP: 347PCS / 40'GP: 744PCS

40'HQ: 843PCS



### Optional Accessories:



# Semi-automatic espresso coffee machine



## BD-CM615A (310x335x380mmH)

**Feature:**  
Full S.S. housing/mechanical buttons/visual pressure gauge and two display screens


**Function:**  
Grinding/1 or 2 shot(s) Espresso & Americano/  
hot water/steam

**Parameter:**

- (EU)220-240V/2450W (US)120V/1500W
- 27 grinding settings/20 bar Italian ULKA pump/  
double instant thermoblocks
- Coffee bean hopper capacity: 250g
- Water tank capacity: 2.8L

**Optional Functions:**  
An extra pump/Cold brew/external water  
supply/external water dispatch

BD-CM613A CONTAINER QTY:  
20'GP: 347PCS / 40'GP: 744PCS  
40'HQ: 843PCS



**Optional Accessories:**



## BD-CM615B (310x335x380mmH)

**Feature:**  
Full S.S. housing/mechanical buttons/visual pressure gauge and two display screens


**Function:**  
Grinding/1 or 2 shot(s) Espresso & Americano/  
hot water/steam

**Parameter:**

- (EU)220-240V/2450W; (US)120V/1500W
- 27 grinding settings/20 bar Italian ULKA pump/  
double instant thermoblocks
- Coffee bean hopper capacity: 250g
- Water tank capacity: 2.8L

**Optional Functions:**  
An extra pump//Cold brew/external water supply/  
external water dispatch

BD-CM613C CONTAINER QTY:  
20'GP: 347PCS / 40'GP: 744PCS  
40'HQ: 843PCS



**Optional Accessories:**



# Semi-automatic espresso coffee machine



## BD-CM608 (250x270x410mmH)

### Feature:

Full S.S. housing/PID temperature control/visual pressure gauge


### Function:

Grinding/1 or 2 shot(s) Espresso/Cold brew/steam

### Parameter:

- (EU)220-240V/2450W; (US)120V/1500W
- Grinding settings/20 bar Italian ULKA pump/ double instant thermoblocks
- 58mm portafilter
- Coffee bean hopper capacity: 150g
- Water tank capacity: 2.3L

BD-CM608 CONTAINER QTY:  
20'GP≈425PCS / 40'GP≈880PCS  
40'HQ≈1030PCS



### Optional Accessories:



## BD-CM608A (250x270x410mmH)

### Feature:

Full S.S. housing/touch screen/PID temperature control


### Function:

Grinding/1 or 2 shot(s) Espresso/Cold brew/steam

### Parameter:

- (EU)220-240V/2450W; (US)120V/1500W
- Grinding settings/20 bar Italian ULKA pump/ double instant thermoblocks
- 58mm portafilter
- Coffee bean hopper capacity: 150g
- Water tank capacity: 2.3L

BD-CM608A CONTAINER QTY:  
20'GP≈425PCS / 40'GP≈880PCS  
40'HQ≈1030PCS



### Optional Accessories:



# Semi-automatic espresso coffee machine



## BD-CM601C (310x335x380mmH)


**Feature:**  
Full S.S. housing/color touch screen

**Function:**  
Grinding/1 or 2 shot(s) Espresso & Americano/  
hot water/steam

- Parameter:**
- (EU)220-240V/2450W; (US)120V/1500W
  - 27 grinding settings/20 bar Italian ULKA pump/  
double instant thermoblocks
  - 58mm S.S.portafilter
  - Coffee bean hopper capacity: 250g
  - Water tank capacity: 2.8L

**Optional Functions:**  
An extra pump/Cold brew/external water supply/  
external water dispatch

BD-CM601C CONTAINER QTY:  
20'GP: 347pcs / 40'GP: 744pcs / 40'HQ: 843pcs



### Optional Accessories:



## BD-CM601D (310x335x380mmH)


**Feature:**  
Full S.S. housing/color touch screen/visual  
pressure gauge

**Function:**  
Grinding/1 or 2 shot(s) Espresso & Americano/  
hot water/steam

- Parameter:**
- (EU)220-240V/2450W; (US)120V/1500W
  - 27 grinding settings/20 bar Italian ULKA pump/  
double instant thermoblocks
  - 58mm S.S.portafilter
  - Coffee bean hopper capacity: 250g
  - Water tank capacity: 2.8L

**Optional Functions:**  
An extra pump/Cold brew/external water supply/  
external water dispatch

BD-601D CONTAINER QTY:  
20'GP: 347pcs / 40'GP: 744pcs / 40'HQ: 843pcs



### Optional Accessories:



# Semi-automatic espresso coffee machine

## BD-CM602 (325x300x400mmH)

### Feature:

Full S.S. housing/color touch screen/PID temperature control

### Function:

Grinding/1 or 2 shot(s) Espresso & Americano/ hot water/steam

### Parameter:

- (EU)220-240V/2450W (US)120V/1500W
- 27 grinding settings/20 bar Italian ULKA pump/double instant thermoblocks
- 58mm S.S.portafilter
- Coffee bean hopper capacity: 250g
- Water tank capacity: 2.2L

### Optional Functions:

An extra pump/Cold brew

BD-CM602 CONTAINER QTY:

20'GP: 357PCS / 40'GP: 766PCS / 40'HQ: 868PCS



## BD-CM602B (325x300x400mmH)

### Feature:

Full S.S. housing/color touch screen/PID temperature control/visual pressure gauge

### Function:

Grinding/1 or 2 shot(s) Espresso & Americano/ hot water/steam

### Parameter:


- (EU)220-240V/2450W; (US)120V/1500W
- 27 grinding settings/20 bar Italian ULKA pump/ double instant thermoblocks
- 58mm S.S.portafilter
- Coffee bean hopper capacity: 250g
- Water tank capacity: 2.2L

### Optional Functions:

An extra pump/Cold brew

BD-CM602B CONTAINER QTY:

20'GP: 357PCS / 40'GP: 766PCS  
40'HQ: 868PCS



### Optional Accessories:



# Semi-automatic espresso coffee machine



## BD-CM602BC (325x300x400mmH)


**Feature:**  
Full S.S. housing/color touch screen/PID temperature control/mini pressure gauge

**Function:**  
Grinding/1 or 2 shot(s) Espresso & Americano/hot water/steam

- Parameter:**
- (EU)220-240V/2450W; (US)120V/1500W
  - 27 grinding settings/20 bar Italian ULKA pump/double instant thermoblocks
  - 58mm S.S.portafilter
  - Coffee bean hopper capacity: 250g
  - Water tank capacity: 2.2L

**Optional Functions:**  
An extra pump/Cold brew

BD-CM602BC CONTAINER QTY:  
20'GP: 357pcs / 40'GP: 766pcs /  
40'HQ: 868pcs



### Optional Accessories:



# Espresso coffee machine



## BD-CM406 (345x163x310mmH)

**Feature:**  
S.S. + ABS housing

**Function:**  
Espresso/Cold brew/ Manual/hot water/ steam

- Parameter:**
- (EU)220-240V/1350W (US)120V/1350W
  - 20 bar pump/single instant thermoblocks
  - 51mm portafilter
  - Water tank capacity: 2.3L

BD-CM406 CONTAINER QTY: 2PCS/CTN  
20'GP≈674PCS / 40'GP≈1432PCS  
40'HQ≈1768PCS



# Espresso coffee machine



BD-CG022  
Coffee grinder

## BD-CM401 (360x150x315mmH)

**Feature:**  
S.S. + ABS housing/color touch screen

**Function:**  
1 or 2 shot(s) Espresso/steam

**Parameter:**

- (EU)220-240V/1350W (US)120V/1350W
- 51mm portafilter/20 Bar Italian ULKA pump/instant thermoblock
- Water tank capacity: 1.5L

BD-CM401 CONTAINER QTY: 2PCS/CTN  
20'GP: 737PCS / 40'GP: 1580PCS  
40'HQ: 1791PCS



Optional accessories



## BD-CM501


**Feature:**  
S.S. + ABS housing/color touch screen

**Function:**  
Grinding/1 or 2 shot(s) Espresso & Americano/steam

**Parameter:**

- (EU)220-240V/1350W (US)120V/1350W
- 51mm portafilter/20 Bar Italian ULKA pump/instant thermoblock
- Water tank capacity: 1.5L
- Milk tank capacity: 0.8L

BD-CM501 CONTAINER QTY: 2PCS/CTN  
20'GP≈580PCS / 40'GP≈1210PCS  
40'HQ≈1448PCS



Optional accessories



# Full automatic coffee machine



## BD-CM901 (200x389x319mmH)

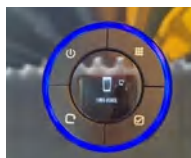
### Feature:

- 53mm flat burr
- 15 Bar Italian ULKA pump
- Global patented grinding unit
- Global patented detachable brewing unit
- Menu: Espresso-light/Medium/Strong, Long black, Americano and hot water.
- Instant heater, fast heating, energy saving
- Water tank: 1.2L
- Vertical adjustable coffee outlet

BD-CM901 CONTAINER QTY:

1pc/CTN

20'GP: 525PCS / 40'GP: 1095PCS / 40'HQ: 1285PCS



## BD-CM903 (200x389x319mmH)

### Feature:

- 53mm flat burr
- Touch screen
- 15 Bar Italian ULKA pump
- Global patented grinding unit
- Global patented detachable brewing unit
- Menu: Espresso-light/Medium/Strong, Long black, Americano/cold brew and hot water
- Instant heater, fast heating, energy saving
- Water tank: 1.2L
- Vertical adjustable coffee outlet

BD-CM903 CONTAINER QTY:

1pc/CTN

20'GP: 525PCS / 40'GP: 1095PCS

40'HQ: 1285PCS



# Flat burr coffee grinder

## BD-CG301 (208x130x417mmH)

### Feature:

- 64mm S.S. flat burr
- 100 settings providing levels from French press to Espresso to Turkish coffee powder
- ABS housing/IMD touch screen
- Anti-static/Anti-splashing/powder clogged protection
- Fast powder output, no lumps, fluffy
- Almost zero residual powder

### Parameter:

- DC motor 260W
- Coffee bean hopper capacity: 350g and 500g with chamber blower

### BD-CG301 CONTAINER QTY:

- 4pcs/CTN
- 20'GP: 1332PCS / 40'GP: 2852PCS
- 40'HQ: 3232PCS



Optional accessories



## BD-CG301E (208x130x417mmH)

### Feature:

- 64mm S.S. flat burr
- 100 settings providing levels from French press to Espresso to Turkish coffee powder
- ABS housing/IMD touch screen
- Anti-static/Anti-splashing/powder clogged protection
- Fast powder output, no lumps, fluffy
- Almost zero residual powder

### Parameter:

- DC motor 260W
- Powder cup capacity: 50g

### BD-CG301E CONTAINER QTY:

- 4pcs/CTN
- 20'GP: 1332PCS / 40'GP: 2852PCS
- 40'HQ: 3232PCS



# Flat burr coffee grinder



## BD-CG305 (181x178x475mmH)

### For Commercial use

#### Feature:

- 64mm S.S. flat burr
- 100 settings providing levels from French press to Espresso to Turkish coffee powder
- Aluminum diecasting body/Touch screen
- Anti-static/Anti-splashing/powder clogged protection
- Fast powder output, no lumps, fluffy
- Almost Zero residual powder

#### Parameter:


- DC motor 350W
- Coffee bean hopper capacity: 500g

BD-CM305 CONTAINER QTY:

1pcs/CTN

20'GP: 827PCS / 40'GP: 1773PCS

40'HQ: 2010PCS



## BD-CG305C (181x178x475mmH)

### For Commercial use

#### Feature:

- 64mm S.S. flat burr
- 100 settings providing levels from French press to Espresso to Turkish coffee powder
- Aluminum diecasting body/Touch screen
- Anti-static/Anti-splashing/powder clogged protection
- Fast powder output, no lumps, fluffy
- Almost Zero residual powder

#### Parameter:

- DC motor 350W
- Coffee bean hopper capacity: 500g

BD-CM305C CONTAINER QTY:

1pcs/CTN

20'GP: 827PCS / 40'GP: 1773PCS

40'HQ: 2010PCS



Optional Accessory:



# Flat burr coffee grinder



## BD-CG308 (205x145x410mmH)

- Feature:
- 64mm S.S flat burr
  - 100 settings providing levels from French press to Espresso to Turkish coffee powder
  - S.S. housing/IMD touch screen
  - Anti-static/Anti-splashing/powder clogged protection
  - Fast powder output, no lumps, fluffy
  - Almost Zero residual powder

- Parameter:
- DC motor 260W
  - Coffee bean hopper capacity: 350g and 500g with chamber blower

BD-CM308 CONTAINER QTY:  
4pcs/CTN  
20'GP: 1076PCS / 40'GP: 2308PCS  
40'HQ: 2616PCS



Optional accessories



## BD-CG312

- Feature:
- 64mm S.S flat burr
  - 100 settings providing levels from French press to Espresso to Turkish coffee powder
  - ABS housing/touch screen
  - Anti-static/Anti-splashing/powder clogged protection
  - Fast powder output, no lumps, fluffy
  - Almost Zero residual powder

- Parameter:
- DC motor: 260W
  - Accessory: a silicone chamber blower with a bamboo lid

BD-CG312 CONTAINER QTY  
4pcs/CTN  
20'GP≈1288PCS / 40'GP≈2716PCS  
40'HQ≈3192PCS



# Conical burr coffee grinder



## BD-CG011 (185x120x315mmH)

- Feature:
- 40mm SS conical burr
  - ABShousing/Time selection

- Parameter:
- AC motor 200W
  - 38 grinding settings
  - Coffee bean hopper capacity: 150g
  - Coffee ground jug capacity: 150g

BD-CG011 CONTAINER QTY:  
8pcs/CTN  
20'GP: 2688PCS/ 40'GP: 5560PCS  
40'HQ: 6056PCS



Optional accessories



58mm Dosing ring 53mm Dosing ring



## BD-CG011A (185x120x315mmH)

- Feature:
- 40mm SS conical burr
  - ABShousing/Start and stop button

- Parameter:
- AC motor 200W
  - 38 grinding settings
  - Coffee bean hopper capacity: 150g
  - Coffee ground jug capacity: 150g

BD-CG011A CONTAINER QTY:  
8pcs/CTN  
20'GP: 2688PCS/ 40'GP: 5560PCS  
40'HQ: 6056PCS



Optional accessories



58mm Dosing ring 53mm Dosing ring



# Conical burr coffee grinder



## BD-CG012 (297x145x296mmH)

### Feature:

- 40mm S.S. conical burr
- ABS housing/Time selection
- One portafilter holder
- Anti-splashing/powder clogged protection/ Anti-static (optional)

### Parameter:

- DC motor 165W
- 38 grinding settings
- Coffee bean hopper capacity: 200g
- Coffee ground jug capacity: 150g

BD-CG012 CONTAINER QTY:

6pcs/CTN

20'GP: 1500PCS/ 40'GP: 3210PCS

40'HQ: 3642PCS



## BD-CG012A (297x145x296mmH)

### Feature:

- 40mm S.S. conical burr
- ABS housing/Start & stop button

### Parameter:

- AC motor 200W
- 38 grinding settings
- Coffee bean hopper capacity: 200g
- Coffee ground jug capacity: 150g

BD-CG012A CONTAINER QTY:

6pcs/CTN

20'GP: 1500PCS/ 40'GP: 3210PCS

40'HQ: 3642PCS



# Conical burr coffee grinder



## BD-CG015 (203x177x300mmH)

### Feature:

- 40mm SS conical burr
- S.S.+ ABS housing/Time selection
- Anti-splashing/powder clogged protection/ Anti-static(optional function)

### Parameter:

- DC motor 165W
- 31 grinding settings
- Coffee bean hopper capacity: 275g
- Coffee ground jug capacity: 100g

### BD-CG015 CONTAINER QTY:

- 6pc/CTN
- 20'GP: 1974PCS/ 40'GP: 4230PCS
- 40'HQ: 4794PCS



### Optional Accessories:



58mm Dosing ring 53mm Dosing ring



## BD-CG018 (125x188x350mmH)

### Feature:

- 40mm SS conical burr
- S.S.+ ABS housing/IMD screen
- Anti-static /Anti-splashing/powder clogged protection
- 53mm & 58mm portafilter holder

### Parameter:

- DC motor 165W
- 51 grinding settings
- Coffee bean hopper capacity: 350g
- Coffee ground jug capacity: 150g

### BD-CG018 CONTAINER QTY:

- 6pc/CTN
- 20'GP: 1590PCS/ 40'GP: 3408PCS
- 40'HQ: 3864PCS



53 mm Portafilter holder 58 mm Portafilter holder

### Optional Accessory:



# Conical burr coffee grinder



## BD-CG018S (125x188x350mmH)

- Feature:
- 40mm SS conical burr
  - SS+ ABS housing/LCD screen with 4 buttons
  - Anti-static / Anti-splashing / powder clogged protection
  - 53mm & 58mm portafilter holder

- Parameter:
- DC motor 165W
  - 51 grinding settings
  - Coffee bean hopper capacity: 350g
  - Coffee ground jug capacity: 150g

BD-CG018S CONTAINER QTY:  
 6pcs/CTN  
 20'GP: 1590PCS / 40'GP: 3408PCS  
 40'HQ: 3864PCS



53 mm Portafilter holder    58 mm Portafilter holder

Optional Accessory:



## BD-CG018ES (125x188x350mmH)

- Feature:
- 40mm SS conical burr
  - SS+ ABS housing/LCD screen with knob and button
  - Anti-static / Anti-splashing / powder clogged protection
  - 53mm & 58mm portafilter holder

- Parameter:
- DC motor 165W
  - 51 grinding settings
  - Coffee bean hopper capacity: 350g
  - Coffee ground jug capacity: 150g

BD-CG018ES CONTAINER QTY:  
 6pcs/CTN  
 20'GP: 1590PCS / 40'GP: 3408PCS / 40'HQ: 3864PCS



Optional Accessory:



# Conical burr coffee grinder



Optional Accessories



58mm Dosing ring 53mm Dosing ring

## BD-CG019 (120x185x310mmH)

- Feature:
- 40mm SS conical burr
  - ABShousing
  - Anti-splashing/powder clogged protection/ Anti-static(optional)

- Parameter:
- DC motor 165W
  - 31 grinding settings
  - Coffee bean hopper capacity: 275g
  - Coffee ground jug capacity: 100g

BD-CG019 CONTAINER QTY:  
6pcs/CTN  
20'GP: 2040PCS/ 40'GP: 4488PCS  
40'HQ: 5082PCS



## BD-CG019B (120x185x310mmH)

- Feature:
- 40mm SS conical burr
  - ABShousing/time selection
  - Anti-splashing/powder clogged protection/ Anti-static(optional)

- Parameter:
- DC motor 165W
  - 31 grinding settings
  - Coffee bean hopper capacity: 275g
  - Coffee ground jug capacity: 100g

BD-CG019B CONTAINER QTY:  
6pcs/CTN  
20'GP: 2040PCS/ 40'GP: 4488PCS  
40'HQ: 5082PCS



Optional accessories



58mm Dosing ring 53mm Dosing ring

# Conical burr coffee grinder

## BD-CG020 (205x158x300mmH)

Feature:

- Electronic scale connected with bluetooth
- 40mm S.S conical burr
- SShousing/LCD screen with knob and button
- Anti-static/Anti-splashing/powder clogged protection/4 grinding modes
- 53mm & 58mm portafilter holder

Parameter:

- DC motor 165W
- 31 grinding settings
- Coffee bean hopper capacity: 150g
- Coffee ground jug capacity: 100g

BD-CG020 CONTAINER QTY:

6pcs/CTN  
20'GP: 1266PCS / 40'GP: 2718PCS  
40'HQ: 3084PCS



53 mm Portafilter holder 58 mm Portafilter holder



## BD-CG020A (205x158x300mmH)

Feature:

- 40mm S.S conical burr
- SShousing/LCD screen with knob and button
- Anti-static/Anti-splashing/powder clogged protection/4 grinding modes
- 53mm & 58mm portafilter holders

Parameter:

- DC motor 165W
- 31 grinding settings
- Coffee bean hopper capacity: 150g
- Coffee ground jug capacity: 100g

BD-CG020A CONTAINER QTY:

6pcs/CTN  
20'GP: 1434PCS / 40'GP: 3078PCS  
40'HQ: 3486PCS



53 mm Portafilter holder 58 mm Portafilter holder

# Conical burr coffee grinder



## BD-CG022 (136x232x346mmH)

### Feature:

- 40mm SS conical burr
- SS+ ABS housing/IMD screen
- Anti-static/Anti-splashing/powder clogged protection
- 53mm & 58mm portafilter holder

### Parameter:

- DC motor 165W
- 51 grinding settings
- Coffee bean hopper capacity: 200g
- Coffee ground jug capacity: 150g

BD-CG022 CONTAINER QTY:

6pcs/CTN

20'GP: 1590PCS/ 40'GP: 3408PCS

40'HQ: 3864PCS



Optional Accessory:



## BD-CG026 (202x127x345mmH)

### Feature:

- 40mm SS conical burr
- SS+ ABS housing/LCD screen
- Anti-static/Anti-splashing/powder clogged protection
- Portafilter holder

### Parameter:

- DC motor 165W
- 51 grinding settings
- Coffee bean hopper capacity: 350g
- Coffee ground jug capacity: 100g

BD-CG026 CONTAINER QTY:

6pcs/CTN

20'GP: 1590PCS/ 40'GP: 3408PCS

40'HQ: 3864PCS



Optional Accessory:



# Conical burr coffee grinder



## BD-CG029

### Feature:

- 40mm SS conical burr
- SS+ ABS housing/IMD screen
- Anti-static/Anti-splashing/powder
- clogged protection
- 53mm & 58mm portafilter holder

### Parameter:

- DC motor 165W
- 51 grinding settings
- Coffee bean hopper capacity: 350g
- Coffee ground jug capacity: 150g

BD-CG029 CONTAINER QTY:

6pcs/CTN

20'GP ≈ 1590PCS / 40'GP ≈ 3408PCS

40'HQ ≈ 3884PCS



Optional Accessory:



# 63mm Conical burr coffee grinder



## Olientia (115x203x312mmH)

### Feature:

- 63mm s.s. conical burr
- BLDC motor 120W
- Grinding speed from 900RPM to 1700 RPM
- Stepless settings providing levels from French press to Espresso to Turkish coffee powder
- Housing material: die-casting aluminum with anodic oxidation finish
- Anti-static/Anti-splashing/powder clogged protection
- Low-noise grinding
- Light Roast Bean Grinding
- Full or mini accessory set included
- (EU)200-240V~ 50-60Hz (UL)100-120V~ 50-60Hz

CONTAINER QTY: 1pc/CTN

20'GP: 450pcs / 40'GP: 935pcs

40'HQ: 1095pcs

