


CATALOGUE

2025-2026

Decoration Part





New Series

Glinting and overflowing with color



D:64mm
H:146mm



D:125mm
H:175



D:95mm
H:135mm

4W 270lm



Ra≥80



15000h

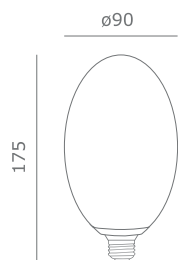
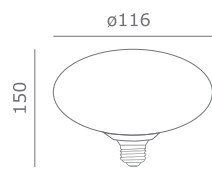


x12500

220-240V
50/60Hz

E27/E26 220-240V/110-130V
E27/E26 220-240V/110-130V

3.5W 320lm 3000K
3.5W 220lm 3000K



4W, 1800K, 60lm, 220-240V
4W, 1800K, 290lm, 220-240V

For smoky&other color
For amber

New Development — “UFO”

SL-G130UFO-CB



Brilliant colors add a touch
of color to life!



SL-G130UFO-TG

SL-G103UFO-A






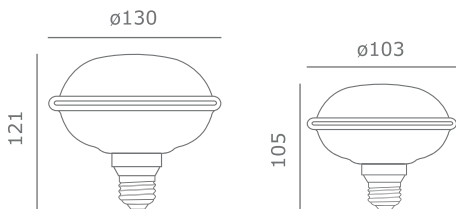
SL-G130UFO-CB










SL-G130UFO-S



SL-G130UFO-BG



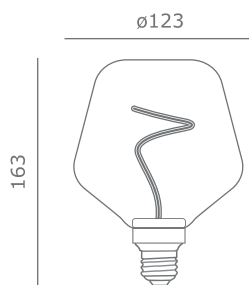
-  COBALT BLUE
-  BURGUNDY
-  SMOKY
-  CARMEL BROWN
-  TURQUOISE GREEN
-  BLACK GRADIENT
-  AMBER

Customize the color you want...

4W,1800K,220lm,220-240V
4W,1800K,100-180lm,220V

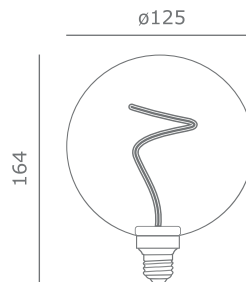
For amber
For smoky&gradient colors

Burdeen gradient series



4W,1800K,220lm,220-240V
4W,1800K,100-180lm,220V

For amber
For smoky&gradient colors



4W, 1800K, 100lm, 220-240V
4W, 1800K, 220lm, 220-240V

Diammalbe For smoky
Diammalbe For amber

■ “O” Style

Let's feel the unique charm from our new One-shaped design!

SL-G1300S

L:130mm W:80mm H:171mm



SL-O80A

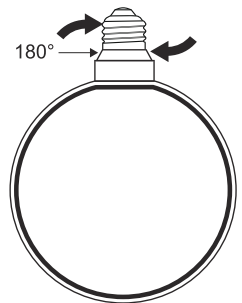
L:80mm W:50mm
H:123mm



SL-G1830A

L:183mm W:110mm
H:231mm

Rotating lamp head



SL-O1000S

L:100mm W:66mm
H:189mm



SL-O1000A

L:100mm W:66mm
H:189mm

D:110mm H:186mm

SL-O110A



4W,1800K,100lm,220-240V
4W,1800K,220lm,220-240V
3W,1800K,120lm,220-240V
3W,1800K,70lm,220-240V

Diammalbe For smoky
Diammalbe For amber
(ONE SERIES) For amber
(ONE SERIES) For smoky

SL-G125DR-A

L:125mm W:60MM
H:171mm



OG128A

D:128mm H:165mm



OG128AX

D:128mm H:165mm



OG125AW

D:125mm H:165mm



ONE SERIES



SL-G125OF-A

D:125mm H:166mm



SL-ST64OF-S

D:64mm H:144mm



SL-G95OF-S

D:95mm H:146mm





NS-A3323D150
D:150mm H:178mm



SL-BMA251G125
D:125mm H:159mm

SL-NS-A3313D150
D:150mm H:178mm



NS BAMBI& NS 3D PRINTING SERIES

PARAMETER

Below spec for bulb without shade:

E27, 3.5W,3000K,220lm, 220-240V

E27, 3.5W,3000K,320lm, 220-240V



NORMAL
HIGH BRIGHTNESS

PARAMETER


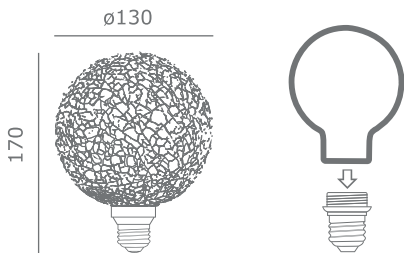
Below spec for bulb without shade:


E27, 3.5W,3000K,240lm, 220-240V
E27, 3.5W,3000K,320lm, 220-240V

NORMAL
HIGH BRIGHTNESS

TIFFENAY

SL-GMS021





PARAMETER

Below spec for bulb without shade:

E27, 3.5W,3000K,240lm, 220-240V

E27, 3.5W,3000K,320lm, 220-240V

NORMAL
HIGH BRIGHTNESS



D:33mm

H:45mm

- High brightness: Up to 320lm
- Thread structure: Convenient for installation and subsequent lampshade attachment.
- Transportation safety: Its sturdy build and durable materials ensure that it arrives intactly.

H:242mm
D:190mm

SL-S190GF BKF





E27, 4W, 2200k, 265lm, 220-240V
E27, 4W, 1800k, 50lm, 220-240V for smoke
and gradient color

● Amber

SL-S190GF SMOKE



SL-S190GF GF



SL-S190GF BF



SL-G170F GN

SL-G170F PK

G170

H:270mm
D:170mm



SL-G170F BKF




SL-G170F GF



SL-G170F BF

Size: Ø125x170mm
6W, 1800K, 300lm, 220-240V

LED MAGICIAN



SL-G125CR



SL-G125ST



SL-G125B2103

PARAMETER

E27, 7W, 3000k, 806lm, 220-240V(G80/G95/G125)

Dimmable

E27, 4W, 3000k,420lm, 220-240V G45

E27, 7W, 3000k,720lm, 220-240V A60

Dimmable



SL-G45MO
H:80mm
D:45mm

SL-G80MO

H:120mm
D:80mm



SL-G95MO

H:140mm
D:95mm



SL-A60MO
D:60mm
H:106mm



SL-G125MO
H:170mm
D:125mm

● AMBER ● SMOKY

E27/E14, 2W, 1800k, 65lm/30lm, 220-240V
E27/E14, 2,3W, 1800k, 65lm/30lm, 220-240V

Dimmable



RN I-C35
H:104mm
D:35mm

RN LED LAMP



RN I-G45
H:84mm
D:45mm



RN I-A60
H:112mm
D:60mm



RN I-ST45
H:90mm
D:45mm



RN I-ST40
H:70mm
D:40mm

● AMBER ● SMOKY

E27, 2,5W, 1800k, 120lm, 220-240V

E27, 4W, 1800k, 200lm, 220-240V

E27, 3,5W, 1800k, 120lm, 220-240V

Dimmable



RN I-G80 H:120mm D:80mm



RN I-G95 H:144mm D:95mm



RN I-G125 H:164mm D:125mm



RN I-T45

H:112mm
D:45mm



RN I-T45L

H:147mm
D:45mm



Below spec for bulb without shade

2W, 1800k, 110lm, 220-240V
2W, 3000k, 160lm, 220-240V

● AMBER
● SMOKY

RN MOD-G80 Smoky

H: 120mm
D: 80mm



RN MOD-G125 Amber

H: 165mm
D: 125mm



RN MOD-G95 Amber

H: 95mm
D: 140mm



RN MOD-T30 Smoky

H: 185mm
D: 30mm



RN MOD-ST60 Smoky

H: 155mm
D: 60mm

Below spec for bulb without shade

T30, 2W, 1800k, 160lm, 220-240V
E27, 2.5W, 1800k, 120lm, 220-240V
E27, 4W, 1800k, 200lm, 220-240V
E27, 3.5W, 1800k, 120lm, 220-240V

● Amber

Dimmable



RN MOD-T30-21

H:185mm
D:30mm

RN LED LAMP



RN MOD-ST60-21

H:155mm
D:60mm




RN MOD-G95-21

H:140mm
D:95mm



RN-G125-21

H:165mm
D:125mm



RN-G200-21
H:241mm
D:200mm



RN-A165-21
H:303mm
D:168mm



RN MOD-G80-21
H:120mm
D:80mm



DAZZLE

Below spec for bulb without shade

E27, 3.5W, 3000k, 240lm, 220-240V


E27, 3.5W, 3000k, 210lm, 220-240V

Dimmable

LB-A089ST64
H:150mm D:67mm




LB-A077A60
H:126mm D:62mm



LB-A086T45
H:117mm D:46mm



LB-A080G80
H:127mm D:80mm



LB-A083G125
H:186mm D:130mm



LB-A098T60
H:210mm D:64mm



LB-A095T30
2W, 3000k, 130lm, 220-240V
H:184mm D:30mm



PARAMETER

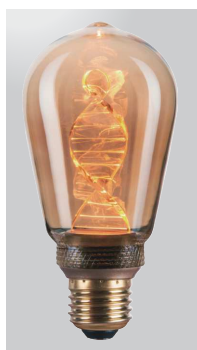
E27, 3.5W, 1800k, 130lm
E27, 3.5W, 1800k, 110lm

● Amber

RN- DNA



RN-DNA G125 S
H:165mm
D:125mm



RN-DNA ST64 A
H:145mm
D:64mm



RN-DNA ST64 S
H:145mm
D:64mm



RN-DNA G125 A
H:165mm
D:125mm

FILAMENT BULB

Clear



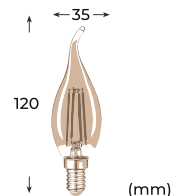
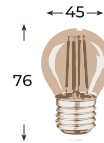
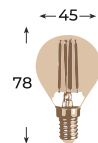
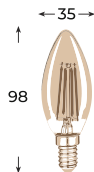
Amber



Milky



220-240V
50/60Hz



(mm)

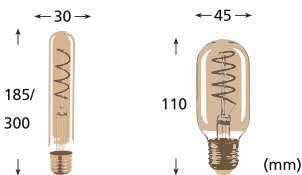
MODEL	WATT	BASE	LUMEN	● Clear	● Amber	○ Milky
C35 / C35T / G45	2W	E14/E27	230	150	200	
C35 / C35T / G45	4W	E14/E27	400	350	360	
C35 / C35T / G45	4.5W	E14/E27	550	400	495	



Amber



Ra≥80
 15000h
 x12500
220-240V
50/60Hz



MODEL	WATT	BASE	LUMEN ● Amber
T30 / T45	4W	E27	350

Clear



Amber



Milky

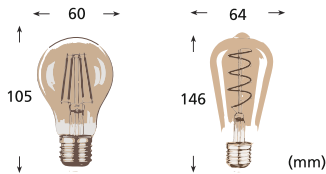


CRi
Ra ≥ 80

15000h

ON OFF
x12500

220-240V
50/60Hz



MODEL	WATT	BASE	LUMEN	● Clear	● Amber	○ Milky
A60 / ST64	4W	E27	400		320	350
A60 / ST64	6W	E27	650		500	585
A60	7W	E27	806		650	725
ST64	7,5W	E27	1055		800	950

Clear



Amber



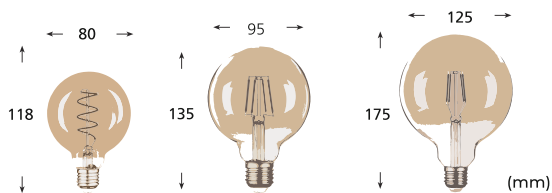
Milky



3000K 6500K

Ra≥80 **15000h** **x12500**

220-240V
50/60Hz



MODEL	WATT	BASE	LUMEN	● Clear	● Amber	○ Milky
G80 / 95 / 125	4W	E27	400	320	360	
G80 / 95 / 125	6W	E27	650	500	585	
G80 / 95 / 125	7.5W	E27	1055	800	950	

NEW



Introducing a sleek long-tube LED light crafted for the contemporary space. Combining modern design with exceptional functionality, it features a refined, elongated form that fits perfectly as a mirror light or an elegant addition to any home, hotel, or restaurant setting. It provides a sophisticated glow that enhances every environment.

LONG TUBE LED FILAMENT

- CLEAR
- AMBER

SL-LF-L500ESA
 φ:3cm L:50cm
 Material:Glass



SL-LF-L300ESA
 φ:3cm L:30cm
 Material:Glass




SL-LF-L500S14CL
 φ:3cm L:50cm
 Material:Glass



SL-LF-L300S14CL
 φ:3cm L:30cm
 Material:Glass



Socket	Voltage	Watt	CCT	LUMEN	RA	Remark
E27/S14D	220-240V	6W	1800K	420	80	30CM
E27/S14D	220-240V	4W	1800K	250	80	50CM 



Super brightness

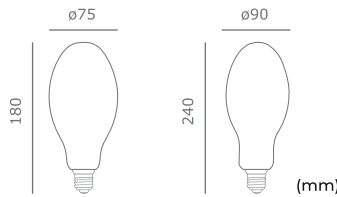


CRi
Ra≥80

15000h

ON OFF
x12500

220-240V
50/60Hz



MODEL	WATT	BASE	LUMEN	ENERG
ED75	24W	E27	3650	D
ED90	30W	E27	5200	C
ED90	50W	E27	8200	C