


Thermal insulation & Anti-corrosive roofing expert




## Synthetic resin roof tile

**The Life GUARANTEE 30 YEARS**

- ✓ Anti-UV rate 90%
- ✓ 30 years color lasting
- ✓ 30 years quality guarantee
- ✓ 100% ASA PVC material
- ✓ excellent Anti-corrosive
- ✓ excellent heat resistant

### Spanish style R1050



R1050 use high weather-resistant ASA material to protect color stable for more than 30 years ,it has widely used to villa,residential house ,prefabricated house and pavilion.

Style	Material	Width	Length	Thick	Weight	Quantity
R1050	ASA-PVC	1050mm	Max 11.8m	2.0mm	4.0kg/sqm	6800sqm/40HQ
R1050	ASA-PVC	1050mm	Max 11.8m	2.3mm	4.5kg/sqm	6000sqm/40HQ
R1050	ASA-PVC	1050mm	Max 11.8m	2.5mm	4.9kg/sqm	5500sqm/40HQ
R1050	ASA-PVC	1050mm	Max 11.8m	3.0mm	5.9kg/sqm	4500sqm/40HQ

### Translucent R1050

translucent R1050 use 100% clear PVC material which transmission rate can reach 50%-60%,it mainly used for daylighting system of house roof.



Style	Material	Width	Length	Thick	Weight	Quantity
R1050	PVC	1050mm	Max 11.8m	2.0mm	3.0kg/sqm	7000sqm/40HQ

### Roma style R1080



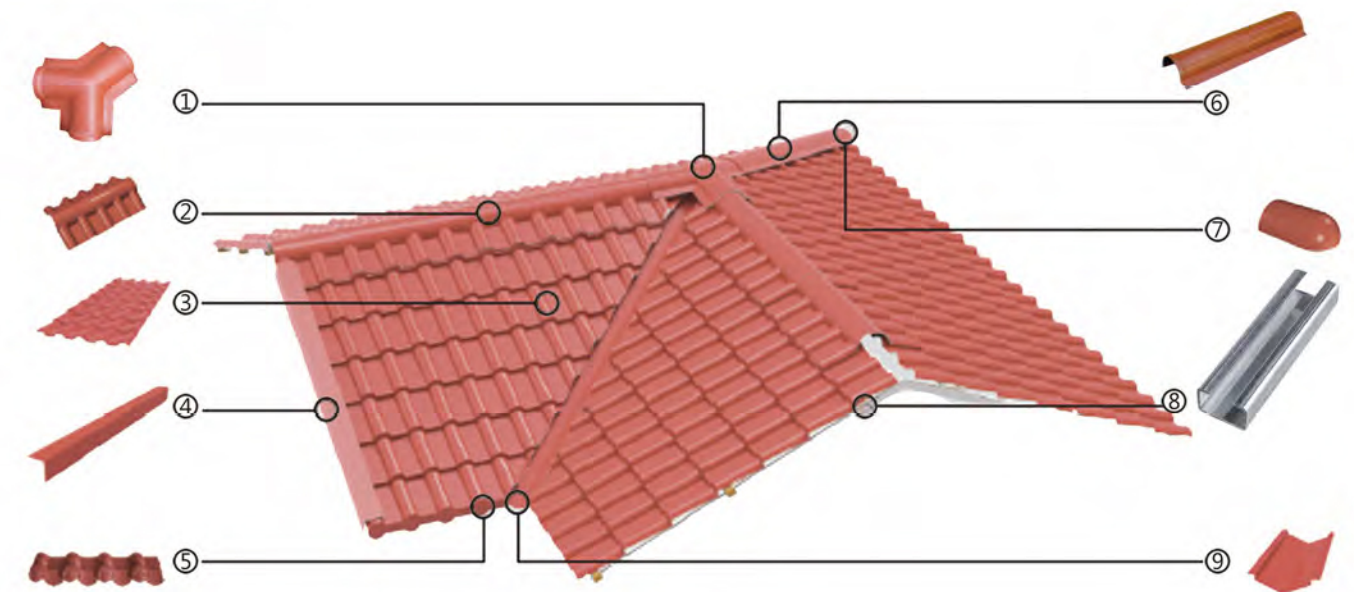
R1080 is our new design,it is very popular in all over the world ,it also has widely used to villa,residential house ,prefabricated house and pavilion.

Style	Material	Width	Length	Thick	Weight	Quantity
R1080	ASA-PVC	1080mm	Max 11.8m	2.5mm	5.15kg/sqm	5500sqm/40HQ
R1080	ASA-PVC	1080mm	Max 11.8m	3.0mm	6.1kg/sqm	4300sqm/40HQ

## Application project




## Installation



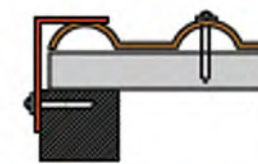
**① 3-way ridge:**  
3-way ridge is used as the joining element between the linear ridge and the side ridge for a four-slope roof.



**② Top ridge Tile:**  
Install top ridge from one side and cut the first tile in half to avoid the crossover of four sheets on the overlap.



**③ Roof Tile:**  
Overlap by one wave and every sheet should be assembled as close as possible to the one overlapped. Cut the first sheet of second row in half to avoid the crossover of four sheets in the overlap.



**④ L angle eave tile:**  
After finishing assembling of main tiles, fix the L angle eave tile on the last row of tiles by supplied fittings.




**⑤ Eave Tile:**  
The eave tile is supplied only for choice. Inset the eave tile into the bottom of main tile and be fixed.



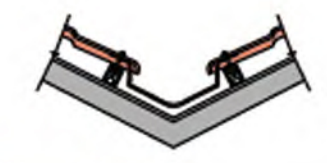
**⑥ Side ridge:**  
Install side ridge tile from bottom to top with a overlap of 50mm. Align the side ridge in a straight line.



**⑦ Side ridge end cap:**  
After finishing the assembling of side ridge, insert the end cap ridge and be fixed.



**⑧ Purlin:**  
The purlin space is 800mm for 2.5mm thickness and 1000mm for thickness 3.0mm.





**⑨ Valley Gutter:**  
Fix the valley gutter made in plastic or metal on the valley purlins before the installation of main tile. The sheets corresponding to the valley line must be pre-shaped before positioning.

# UPVC roof sheet



R101 style


T1130 style



R101 style is a successful profile. With same cost, the purlin distance of R101 will be 10% larger than T1130. Another point, the cover effective rate of R101 is 94.39%, it is better than T1130 (92.93%), so it will save about 1.46% roof cost for you at least.

Style	Material	Width	Length	Thick	Weight	Quantity
R101	UPVC	1070mm	Max 11.8m	1.5mm	2.8kg/sqm	9500sqm/40HQ
R101	UPVC	1070mm	Max 11.8m	2.0mm	3.8kg/sqm	7200sqm/40HQ
R101	UPVC	1070mm	Max 11.8m	2.5mm	4.8kg/sqm	5500sqm/40HQ
R101	UPVC	1070mm	Max 11.8m	3.0mm	5.9kg/sqm	4300sqm/40HQ

## Color can be customized



## UPVC VS Gal steel



10 years later




3 years later

## Excellent features



## Four structures for choice



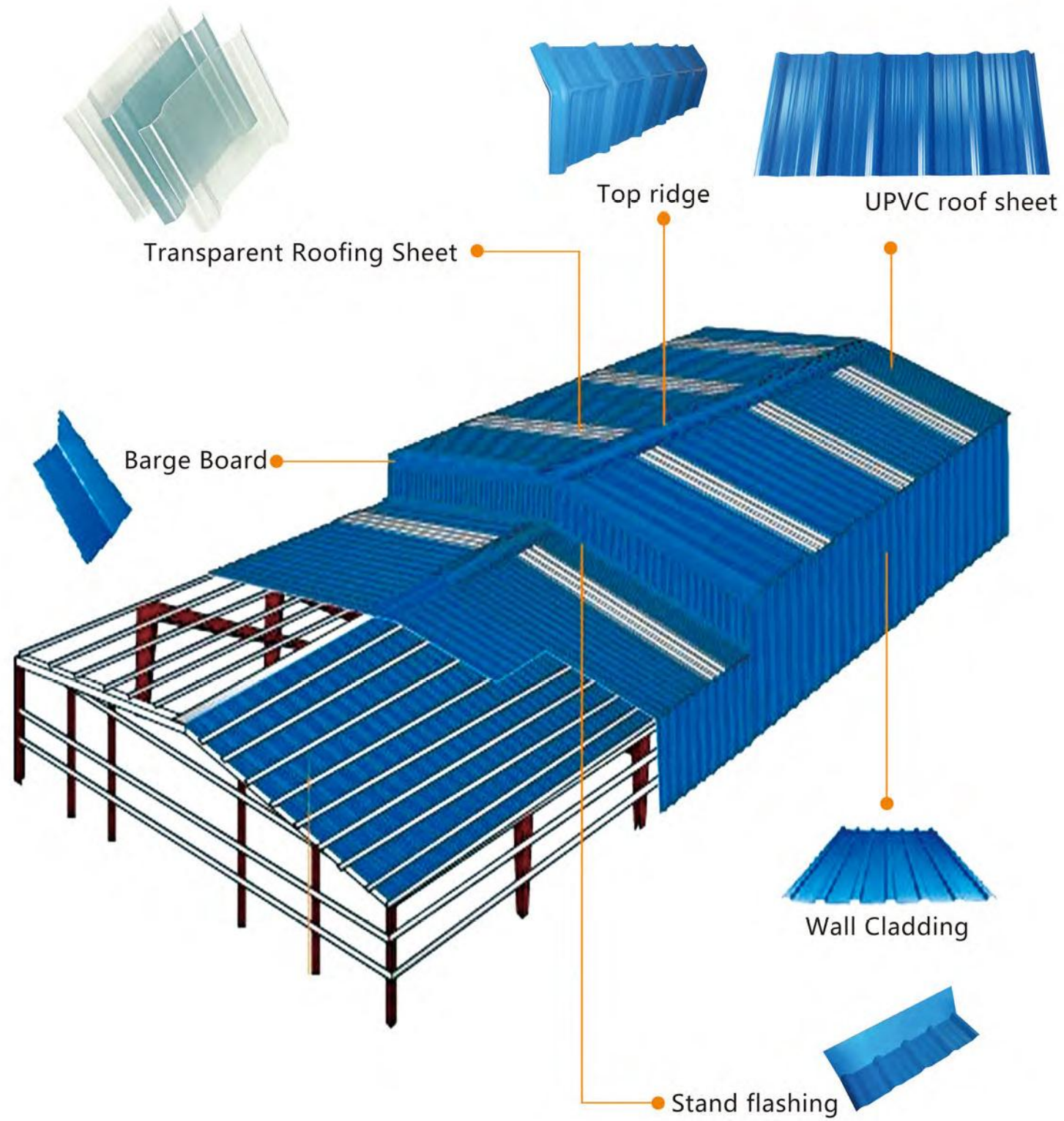
One layer PVC

2 layers APVC

3 layers UPVC

4 layers ASA-UPVC

# Installation



# Application project



farm house



chemical plant



Wall cladding



factory




warehouse

## Main profiles:

Tile type	Model NO	Profile	Thickness(mm)
Wave Style	W720		1.0, 1.2, 1.5, 2.0, 2.5, 3.0
	W930		1.0, 1.2, 1.5, 2.0, 2.5, 3.0
	W1130		1.0, 1.2, 1.5, 2.0, 2.5, 3.0
	W1350		1.0, 1.2, 1.5, 2.0, 2.5, 3.0
	P7		1.5, 2.0, 2.5, 3.0
Trapezoidal Style	R101		1.5, 2.0, 2.5, 3.0
	ST1130		1.5, 2.0, 2.5, 3.0
	HT910		2.0, 2.5, 3.0
	HT940		2.0, 2.5, 3.0
	HT1035		2.0, 2.5, 3.0
	HT1075		2.0, 2.5, 3.0
	T900		1.5, 2.0, 2.5, 3.0
	T1130		1.5, 2.0, 2.5, 3.0
	T1350		1.5, 2.0, 2.5, 3.0

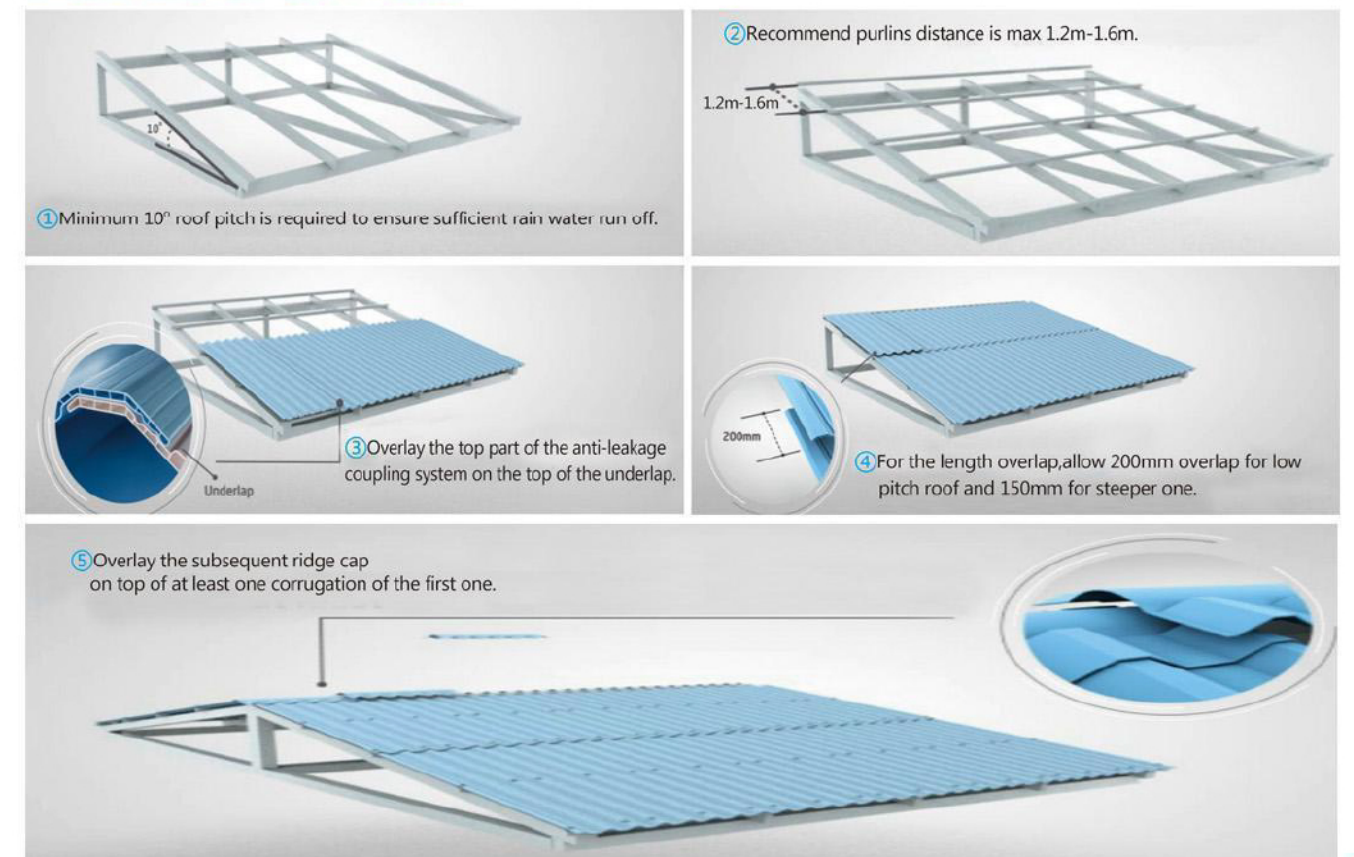
## PVC Hollow Thermo Roof




ThermoRoof is an innovation, it is PingYun's successful roofing design, the hollow structure has perfect performance in heat insulation. With only 30% cost of PU sandwich panel, ThermoRoof is the best alternative than sandwich panels. ThermoRoof also coated ASA material on surface that can well resist UV to lasting its lifetime.

Style	Material	Width	Length	Thick	Weight	Purlin distance	Quantity
H860	ASA-PVC	860mm	Max 11.8m	10mm	5.1kg/sqm	max 1.2m	4900sqm/40HQ
H930	ASA-PVC	930mm	Max 11.8m	10mm	4.8kg/sqm	max 1.2m	5300sqm/40HQ

## Installation & Notes



## Translucent PVC roof sheet



Translucent UPVC use 100% clear PVC material that transmission rate can reach 50%-70%, it mainly used for greenhouse and warehouse daylighting system.

Style	Material	Width	Length	Thick	Weight	Transmission rate
T900	PVC	720mm-1350mm	Max 11.8m	1.0mm	1.5kg/sqm	70%
T900	PVC	720mm-1350mm	Max 11.8m	1.2mm	1.8kg/sqm	60%
T900	PVC	720mm-1350mm	Max 11.8m	1.5mm	2.2kg/sqm	50%

### Application project



Greenhouse



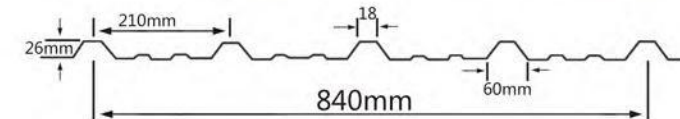
Skylight panel

## Transparent FRP roof sheet



Transparent FRP roof sheet use fiberglass material and UV film that transmission rate can reach 70%-90%, it mainly used for greenhouse and warehouse daylighting system.

- ✓ UV coated on surface
- ✓ Colorful can be chose for you
- ✓ Light transparent rate to 70-90%
- ✓ Excellent Impact resistant
- ✓ Good Anti-corrosive performance
- ✓ Weather resistance to humid region



Style	Material	Width	Length	Thick	Weight	Transmission rate
T900	FRP	Customized	Max 11.8m	1.0mm	1.4kg/sqm	90%
T900	FRP	Customized	Max 11.8m	1.5mm	2.1kg/sqm	80%
T900	FRP	Customized	Max 11.8m	2.0mm	2.8kg/sqm	70%

### Application project



Warehouse daylighting



Greenhouse

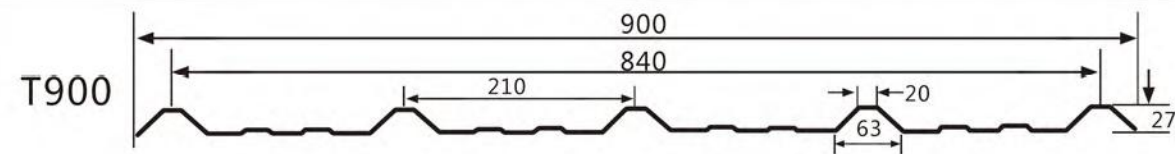



# Polycarbonate sheet

Polycarbonate sheet use 100% Bayer or SABIC polycarbonate raw material,we give 10 years quality warranty for our product.With the best new materials,the transmission rate can reach more than 90%.PingYun's polycarbonate sheet has been widely used for carport,greenhouse, warehouse skylight and so on.


## PC corrugated sheet

Thickness:0.8mm-2.0mm Width:900mm-1130mm




## PC solid sheet

Thickness:1.0mm-12mm Width:1200mm-2100mm



## PC Multi-wall sheet

Thickness:4.0mm-25mm Width:1200mm-2100mm



# Polycarbonate sheet application



Carport



Car park



Small greenhouse



Greenhouse

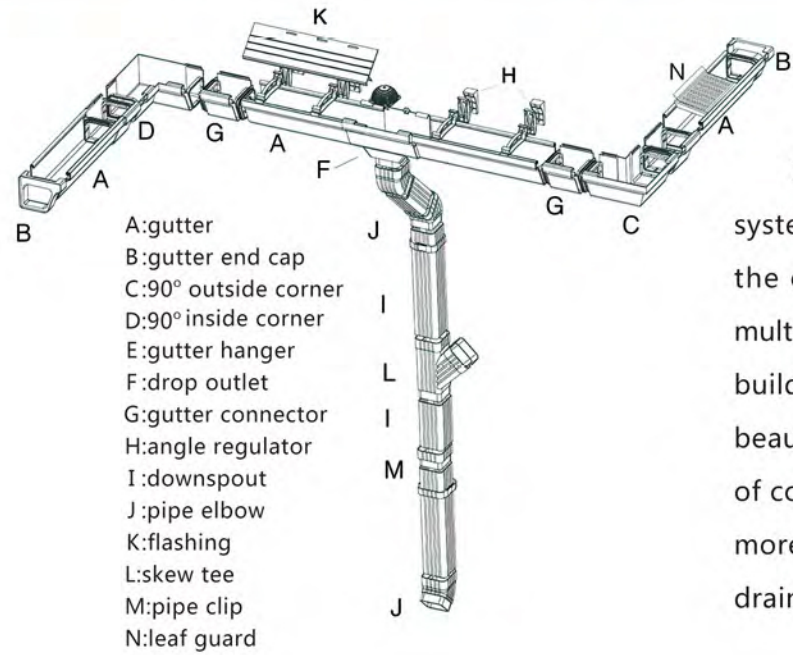


Warehouse



Ceiling lighting

# PVC gutter & downspout



It is an inalienable part of roof system. The roof drainage system is the optimal choice for most villa, multi-storeyed apartment, commercial building. It is easy to install, heaving beautiful appearance and all kinds of colors. It makes the hosue both more becutful and accomplish the drainage.

## Gutter series



## Downspout series

