

PRODUCT INTRODUCTION **02**



STARRY PERGOLA

GR-9100A

● MANUAL



Lightweight



Easy to install

- ✓ Aluminum construction with long service life
- ✓ Maximum load up to 30 kg / m²
- ✓ Easy to build with assembly instructions
- ✓ Integrated roof gutter
- ✓ Aluminum blades
- ✓ White/grey color option




The starry pergola is a semi-permanent aluminum pergola with single-layer innovative louvres to provide a shaded outdoor area for all of common residential outdoor area. With the maximum 90-degree crank-operated louvre system, you can have the louvres opened or closed easily. It's 100% waterproof comes with internal gutter system. It can withstand wind rating 28m/s (100 km/h).

GR-9100A

LOUVER SYSTEM

Aluminum waterproof blades, stronger and better.




Freedom between the opening and closing, fully show the aesthetics of life.

Post Aluminum 100 x 100 x 1.4 mm	Louver Aluminum 131 x 32 x 1 mm
Main Beam Aluminum 150 x 62 x 1.4 mm	Gutter Aluminum 58 x 56 x 1.5mm
Beam Aluminum 150 x 40 x 1.4 mm	Size 3X3 / 3X4 m



HAND CRANK OPERATION

Adopt high quality 30000 working life-span gear box to support easily hand crank operation.



Professional outdoor powder coating, waterproof and dustproof, durable.

GR-9100A

FUNCTIONAL FEATURES


Sun-proof, Waterproof, Ventilated

It's adopted a new generation of shading technology, which has a very good function of shading and rain protection.


By flexibly adjusting the opening and closing state of the blades, you can also adjust the light and ventilation effects, and choose the best way to start outdoor leisure life. It can withstand wind rating 28m/s (100 km/h).



Rainproof, snow-proof, windproof



Sun-proof, Anti-UV



Ventilated



Closed



Flexible adjustment of opening and closing angle



Open

DRAINAGE SYSTEM

Hidden drainage system, no fear of heavy rain.

Beam and gutter are integrated to achieve a more perfect waterproof function.

Rainwater stream through the internal gutter system and to posts of the structure which is a practical and clever solution.




Hidden drainage system



Water being flowed into post




Drain to the lower end of the post



Blade grooves facilitate diversion

CONTAINER LOADING CAPACITY

Photos	Size	Carton Size (mm)			N.W (Kg)	G.W (Kg)	QTY (CTN)	CTN NO	CBM	Description	20GP	40GP	40HQ
		L	W	H									
	3X3	2990	245	230	35	40	1	1/4	0.16	Beam+Gutter	32	68	77
		2910	310	310	29	34	1	2/4	0.27	Louwer			
		2910	310	310	29	34	1	3/4	0.27	Louwer			
		2415	260	280	32	37	1	4/4	0.14	Post+hand crank			
	3X4	4000	250	230	38.5	44	1	1/4	0.25	Beam+Gutter	25	55	60
		2920	320	390	36.5	42	1	2/4	0.36	Louwer			
		2920	320	390	36.5	42	1	3/4	0.36	Louwer			
		2430	320	270	37.5	43	1	4/4	0.16	Post+hand crank			

GR-9100A

STARRY PERGOLA 2.0

GR-9200A

● MANUAL / MOTORIZED

- ☑ Aluminum construction with long service life
- ☑ Maximum load up to 30 kg / m2
- ☑ Easy to build with assembly instructions
- ☑ Integrated roof gutter
- ☑ Aluminum blades
- ☑ White/grey color option



Motorised with light



Better heat insulation



Aluminum louver



Professional advanced waterproof IP67 motor, 24V low voltage, more stable and safer.



Starry pergola is a semi-permanent premium aluminum pergola with Aluminum innovative louvres, posts with round corner design, led lighting system to provide a perfect shade for your outdoor area. It is made of high-quality aluminum, which guarantees durability and solidity of the sturcture. Adjustable top blades allow you to choose between sun and shade seating ,Adopt 120mm posts, stable structure with affordable cost, great waterproof effect.

GR-9200A

LOUVER SYSTEM

Aluminum waterproof blades, stronger and better.




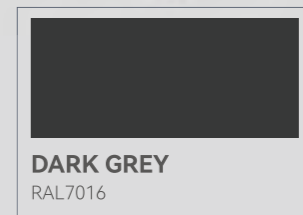
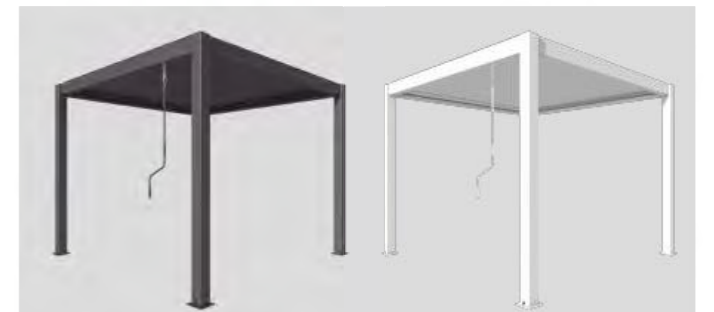

Freedom between the opening and closing, fully show the aesthetics of life.

Post Aluminum 120 x 120 x 1.4 mm	Louver Aluminum 131 x 32 x 1 mm
Main Beam Aluminum 150 x 62 x 1.4 mm (Manual type) Aluminum 170 x 47 x 1.4 mm (Motorized type)	Gutter Aluminum 58 x 56 x 1.5mm (Manual type) Aluminum 58 x 66 x 1.4mm (Motorized type)
Beam Aluminum 150 x 40 x 1.4 mm (Manual type) Aluminum 170 x 25 x 1.4 mm (Motorized type)	Size 3X3 / 3X4 / 4X4 / 6X4 m



LIGHTING SYSTEM

Special waterproof LED lighting system, 24V low voltage stable and safe.




Professional outdoor powder coating, waterproof and dustproof, durable.

GR-9200A

FUNCTIONAL FEATURES

Sun-proof, Waterproof, Ventilated

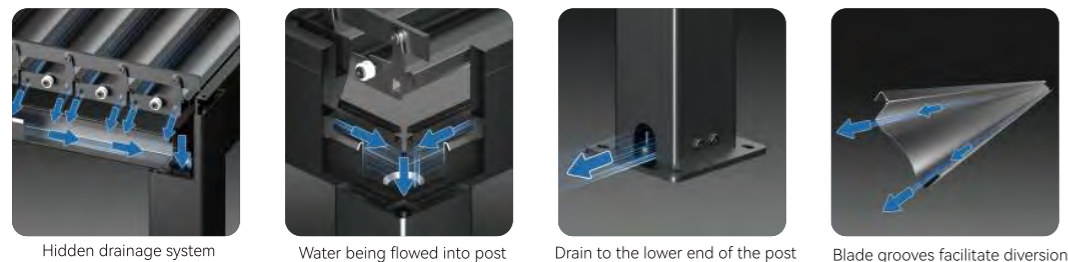
It's adopted a new generation of shading technology, which has a very good function of shading and rain protection. By flexibly adjusting the opening and closing state of the blades, you can also adjust the light and ventilation effects, and choose the best way to start outdoor leisure life. It can withstand wind rating 28m/s (100 km/h).



DRAINAGE SYSTEM

Hidden drainage system, no fear of heavy rain.

Beam and gutter are integrated to achieve a more perfect waterproof function. Rainwater stream through the internal gutter system and to posts of the structure which is a practical and clever solution.



CONTAINER LOADING CAPACITY

Photos	Size	Carton Size (mm)			N.W (Kg)	G.W (Kg)	QTY (CTN)	CTN NO	CBM	Description	20GP	40GP	40HQ
		L	W	H									
	3X3	2900	340	220	36.9	39.2	1	1/4	0.2	Beam+Gutter	29	65	65
		2900	350	310	28.9	32.2	1	2/4	0.3	Louver			
		2900	350	310	27.8	30.1	1	3/4	0.3	Louver			
		2750	300	260	48.5	51.9	1	4/4	0.2	Post			
	3X4	2955	310	160	43.7	46	1	1/4	0.2	Beam+Gutter	18	44	52
		2910	350	410	62.7	66	1	2/4	0.4	Louver			
		2910	350	410	62.7	66	1	3/4	0.4	Louver			
		2750	360	260	55.1	58	1	4/4	0.3	Post			
	4X4	4010	310	300	65.4	73	1	1/6	0.4	Beam+Gutter	14	37	42
		1970	370	395	27	32.8	1	2/6	0.3	Louver			
		1970	370	395	27	32.8	1	3/6	0.3	Louver			
		1970	370	395	27	32.8	1	4/6	0.3	Louver			
		1970	370	395	27	32.8	1	5/6	0.3	Louver			
		2800	330	260	50.6	56	1	6/6	0.2	Post			
	6X4 (Two bay)	4035	440	220	76	81	1	1/6	0.4	Beam+Gutter	10	24	25
		2880	350	405	62.7	66	1	2/6	0.4	Louver			
		2880	350	405	62.7	66	1	3/6	0.4	Louver			
		2880	350	405	62.7	66	1	4/6	0.4	Louver			
		2880	350	405	62.7	66	1	5/6	0.4	Louver			
		2920	415	250	81.7	86	1	6/6	0.3	Post			

GR-9200A

VILLA PERGOLA

GR-9200

● MANUAL / MOTORIZED

- ☑ Aluminum construction with long service life
- ☑ Maximum load up to 80 kg / m2
- ☑ Easy to build with assembly instructions
- ☑ Integrated roof gutter
- ☑ Double top blades
- ☑ White/grey color option



Motorised with light



Better heat insulation



Double-layer louver



Professional advanced waterproof IP67 motor, 24V low voltage, more stable and safer.



GR-9200

villa pergola is a semi-permanent premium aluminum pergola with double-layer innovative louvres, posts with round corner design, led lighting system to provide a perfect shade for your outdoor area. It is made of high-quality aluminum, which guarantees durability and solidity of the structure. Adjustable top blades allow you to choose between sun and shade seating. It can withstand wind rating 35m/s (120 km/h).

LOUVER SYSTEM

Double-layer waterproof blades, stronger and better heat insulation.





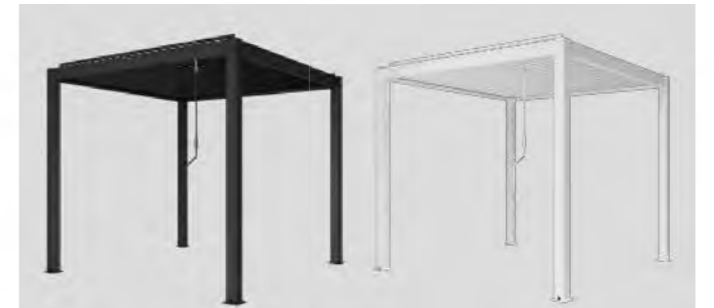

Freedom between the opening and closing, fully show the aesthetics of life.

Post Aluminum 120 x 120 x 1.4 mm	Louver Aluminum 135 x 30 x 1.2 mm
Main Beam Aluminum 150 x 62 x 1.4 mm (Manual type) Aluminum 170 x 47 x 1.2 mm (Motorized type)	Gutter Aluminum 58 x 56 x 1.5mm (Manual type) Aluminum 58 x 66 x 1.4mm (Motorized type)
Beam Aluminum 150 x 40 x 1.4 mm (Manual type) Aluminum 170 x 25 x 1.2 mm (Motorized type)	Size 3X3 / 3X4 / 4X4 / 6X4 m



LIGHTING SYSTEM

Special waterproof LED lighting system, 24V low voltage stable and safe.




Professional outdoor powder coating, waterproof and dustproof, durable.

FUNCTIONAL FEATURES


Sun-proof, Waterproof, Ventilated



Rainproof, snow-proof, windproof



Sun-proof, Anti-UV



Ventilated



Closed




Flexible adjustment of opening and closing angle



Open

DRAINAGE SYSTEM

Hidden drainage system, no fear of heavy rain.



Hidden drainage system



Drain to the lower end of the post







Water being flowed into post



Blade grooves facilitate diversion

CONTAINER LOADING CAPACITY

Photos	Size	Carton Size (mm)			N.W (Kg)	G.W (Kg)	QTY (CTN)	CTN NO	CBM	Description	20GP	40GP	40HQ
		L	W	H									
	3X3	2870	320	160	36.1	38	1	1/4	0.15	Beam+Gutter	24	49	55
		2870	370	270	47.5	50	1	2/4	0.29	Louwer			
		2870	370	270	44.7	47	1	3/4	0.29	Louwer			
		2780	360	270	55.1	58	1	4/4	0.27	Post			
	3X4	3900	320	160	43.7	46	1	1/4	0.20	Beam+Gutter	19	43	48
		2870	370	340	62.7	66	1	2/4	0.36	Louwer			
		2870	370	340	62.7	66	1	3/4	0.36	Louwer			
		2780	360	270	55.1	58	1	4/4	0.27	Post			
	4X4 (Two bays)	3890	340	200	39.0	41	1	1/6	0.26	Beam+Gutter	13	36	42
		1960	330	380	42.8	45	1	2/6	0.25	Louwer			
		1960	330	380	42.8	45	1	3/6	0.25	Louwer			
		1960	330	380	42.8	45	1	4/6	0.25	Louwer			
		1960	330	380	42.8	45	1	5/6	0.25	Louwer			
		2780	310	260	56.1	59	1	6/6	0.22	Post			
	6X4 (Two bay)	3980	380	200	71.3	75	1	1/6	0.26	Beam+Gutter	8	24	27
		2930	330	340	62.7	66	1	2/6	0.25	Louwer			
		2930	330	340	62.7	66	1	3/6	0.25	Louwer			
		2930	330	340	62.7	66	1	4/6	0.25	Louwer			
		2930	330	340	62.7	66	1	5/6	0.25	Louwer			
		2760	380	250	81.7	86	1	6/6	0.22	Post			

GR-9200

VILLA PERGOLA 2.0

GR-9700



- ✓ Aluminum construction with long service life
- ✓ Load up to 120 kg/m², SGS Certified
- ✓ Easy to build with assembly instructions
- ✓ Integrated roof gutter
- ✓ Double top blades
- ✓ White/grey color option

● MOTORIZED



Motorised with light



Better heat insulation



Double-layer louver



waterproof IP67 motor, 24V low voltage, more stable and safer




GR-9700

Villa Pergola 2.0 features 150mm square posts and wider double-layer louvers to withstand extreme weather, including heavy snow and strong winds. Built from high-quality aluminum, it offers dimmable RGB LED lighting, perimeter lighting, and full waterproofing with a water-electricity separated post for added safety. Supporting both freestanding and wall-mounted setups, the adjustable louvers provide flexible shading, withstanding winds up to 35m/s (120 km/h).

LOUVER SYSTEM

Double-layer waterproof blades, stronger and better heat insulation.



Freedom between the opening and closing, fully show the aesthetics of life.

Post
150x150x2.0mm



Louver
159.9X38X1.3mm (double layer)

Operation
Motorized

Beam with built-in gutter (motorized)
190X124.28X2.5mm

LIGHTING SYSTEM

Special waterproof LED lighting system, 24V low voltage stable and safe.




Professional outdoor powder coating, waterproof and dustproof, durable.

GR-9700

FUNCTIONAL FEATURES


Sun-proof, Waterproof, Ventilated




Rainproof, snow-proof, windproof



Sun-proof, Anti-UV



Ventilated



Closed



Flexible adjustment of opening and closing angle



Open

DRAINAGE SYSTEM

Hidden drainage system, no fear of heavy rain.




Hidden drainage system



Water being flowed into post



Drain to the lower end of the post



Blade grooves facilitate diversion

CONTAINER LOADING CAPACITY

Photos	Size	Carton Size (mm)			N.W (Kg)	G.W (Kg)	QTY (CTN)	CTN NO	CBM	Description	20GP	40GP	40HQ
		L	W	H									
	3X3	3050	450	210	59.9	63	1	1/4	0.29	Beam+Gutter	/	36	45
		2910	430	360	51.3	54	1	2/4	0.47	Louver			
		2930	420	260	35.2	37	1	3/4	0.33	Louver			
		2850	450	340	68.4	72	1	4/4	0.47	Post			
	3X4	3980	470	210	69	76	1	1/4	0.3	Beam+Gutter	/	28	35
		2920	420	460	56	71	1	2/4	0.6	Louver			
		2920	420	350	38.5	50	1	3/4	0.47	Louver			
		3100	450	156	22	71	1	4/4	0.47	Post			
	4X4	4070	470	200	72	85	1	1/4	0.3	Beam+Gutter	/	24	30
		3970	420	460	78.4	95	1	2/4	0.61	Louver			
		3940	420	350	53.9	61	1	3/4	0.47	Louver			
		2850	450	156	22	71	1	4/4	0.47	Post			
	4x6	5740	480	200	92	108	1	1/5	0.32	Beam+Gutter	/	18	22
		3950	420	460	80	95	1	2/5	0.58	Louver			
		3940	420	350	60	72.3	1	3/5	0.46	Louver			
		3940	420	350	60	68	1	4/5	0.46	Louver			
		2850	450	306	42	71	1	5/5	0.47	Post			
	4x8	4070	710	230	104.5	110	1	1/6	0.5	Beam	/	13	17
		3940	420	450	87.4	92	1	2/6	0.58	Louver			
		3940	420	450	87.4	92	1	3/6	0.58	Louver			
		3940	420	370	71.3	75	1	4/6	0.47	Louver			
		3940	420	370	66.5	70	1	5/6	0.47	Louver			
		3100	540	340	98.8	104	1	6/6	0.4	Post			

GR-9700

VILLA PERGOLA 2.0 PLUS

GR-9700A



- ☑ Aluminum construction with long service life
- ☑ Load up to 120 kg/m², SGS Certified
- ☑ Easy to build with assembly instructions
- ☑ Double top blades
- ☑ Integrated roof gutter
- ☑ Windproof 10-Level, SGS Certified

● MOTORIZED



Motorised with light



Better heat insulation



Double-layer louver



waterproof IP67 motor, 24V low voltage, more stable and safer




Villa Pergola 2.0 Plus is an upgraded version, Double-layer louvres with added LED strip lighting and rubber seals for improved waterproofing. Built for harsh environments, it withstands strong winds and heavy snow with durable aluminum construction. The pergola supports freestanding or wall-mounted installations and includes 150mm square posts with separated water and electricity. Adjustable louvers allow easy control between sun and shade, withstanding wind speeds up to 35m/s (120 km/h).

GR-9700A

LOUVER SYSTEM

Double-layer waterproof blades, stronger and better heat insulation.



Freedom between the opening and closing, fully show the aesthetics of life.

Post

150x150x2.0mm

Louver

159.9X38X1.3mm (double layer)

Operation

Motorized

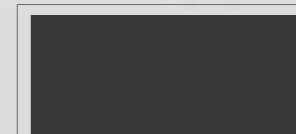

Beam with built-in gutter (motorized)

190X124.28X2.5mm

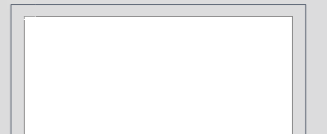


LIGHTING SYSTEM

Special waterproof LED lighting system, 24V low voltage stable and safe.



DARK GREY
RAL7016




WHITE
RAL9016

Professional outdoor powder coating, waterproof and dustproof, durable.

GR-9700A

FUNCTIONAL FEATURES


Sun-proof, Waterproof, Ventilated




Rainproof, snow-proof, windproof



Sun-proof, Anti-UV



Ventilated



Closed



Flexible adjustment angle



Open

DRAINAGE SYSTEM

Hidden drainage system, no fear of heavy rain.



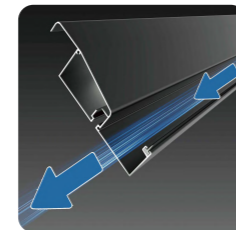
Hidden drainage system




Water being flowed into post



Drain to the lower end of the post








Blade grooves facilitate diversion



Rubber sealing

CONTAINER LOADING CAPACITY


Photos	Size	Carton Size (mm)			N.W (Kg)	G.W (Kg)	QTY (CTN)	CTN NO	CBM	Description	20GP	40GP	40HQ
		L	W	H									
	3X3	3050	450	210	59.9	63	1	1/4	0.29	Beam+Gutter	/	36	45
		2910	430	360	51.3	54	1	2/4	0.47	Louver			
		2930	420	260	35.2	37	1	3/4	0.33	Louver			
		2850	450	340	68.4	72	1	4/4	0.47	Post			
	3X4	3980	470	210	69	76	1	1/4	0.3	Beam+Gutter	/	28	35
		2920	420	460	56	71	1	2/4	0.6	Louver			
		2920	420	350	38.5	50	1	3/4	0.47	Louver			
		3100	450	156	22	71	1	4/4	0.47	Post			
	4X4	4070	470	200	72	85	1	1/4	0.3	Beam+Gutter	/	24	30
		3970	420	460	78.4	95	1	2/4	0.61	Louver			
		3940	420	350	53.9	61	1	3/4	0.47	Louver			
		2850	450	156	22	71	1	4/4	0.47	Post			
	4x6	5740	480	200	92	108	1	1/5	0.32	Beam+Gutter	/	18	22
		3950	420	460	80	95	1	2/5	0.58	Louver			
		3940	420	350	60	72.3	1	3/5	0.46	Louver			
		3940	420	350	60	68	1	4/5	0.46	Louver			
		2850	450	306	42	71	1	5/5	0.47	Post			
	4x8	4070	710	230	104.5	110	1	1/6	0.5	Beam	/	13	17
		3940	420	450	87.4	92	1	2/6	0.58	Louver			
		3940	420	450	87.4	92	1	3/6	0.58	Louver			
		3940	420	370	71.3	75	1	4/6	0.47	Louver			
		3940	420	370	66.5	70	1	5/6	0.47	Louver			
		3100	540	340	98.8	104	1	6/6	0.4	Post			

GR-9700A

PRODUCT SUMMARY

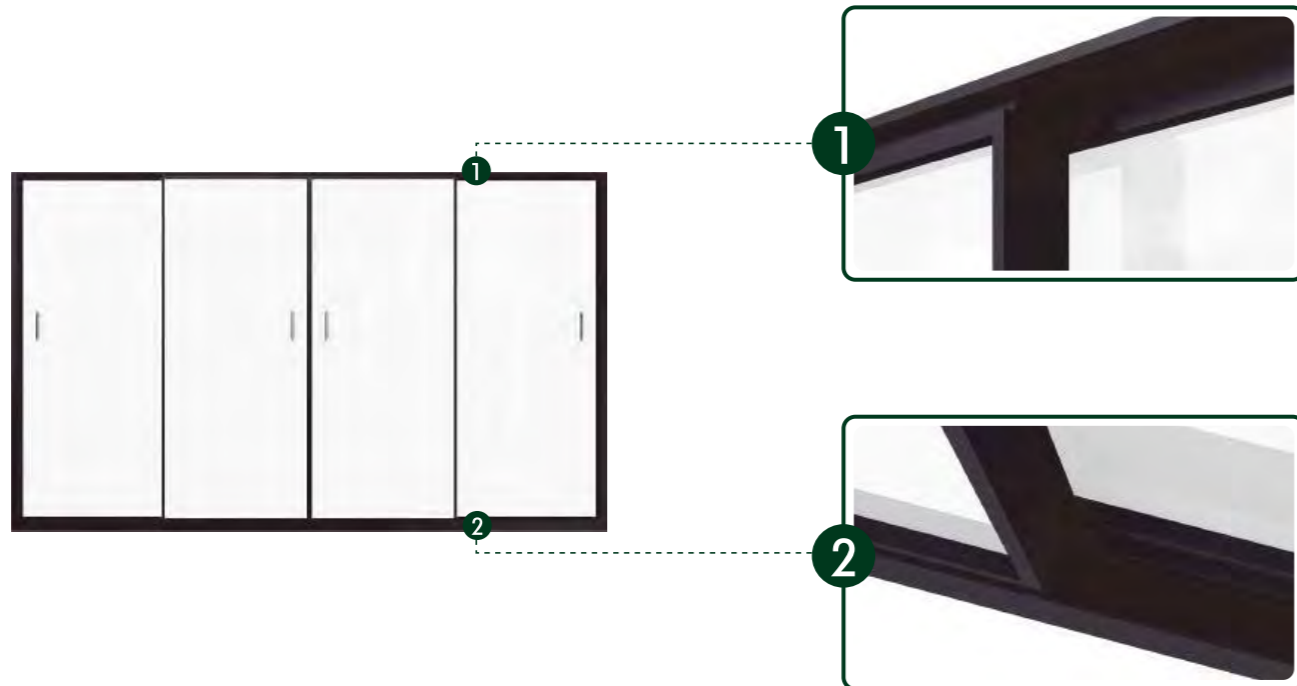
GR-9100A/GR-9200A/GR-9200/GR-9700/GR-9700A

	GR-9100A	GR-9200A	GR-9200	GR-9700	GR-9700A
Comparison					
Louvre	Single	Single	Double	Double	Double
Post	100x100mm	120x120mm	120x120mm	150x150mm	150x150mm
Wind resistance	✓	✓	✓	✓	✓
Waterproof	✓	✓	✓	✓	✓
Sunshading	✓	✓	✓	✓	✓
Motorised	✗	✓	✓	✓	✓
Manual	✓	✓	✓	Not Recommended	Not Recommended
Led lighting	✗	✓	✓	✓	✓
Installation method	Freestanding	Freestanding & Wall mounted	Freestanding & Wall mounted	Freestanding & Wall mounted	Freestanding & Wall mounted



Sliding Glass Door

Equisit 8mm tempered sliding glass with side aluminum profile is perfect match for pergola to form a relax private space. It can realize a variety of scene functions such as cool summer and warm winter, dustproof and transparent scenes, making outdoor leisure life more comfortable and more quality.



GR-990

	Glass Tempered glass 8mm
Side Border 35x18.7x2.0mm	Side Rail 88x30x1.4mm
Mid Border 44x35x2.0mm	Up Rail 83x60x1.4mm
Up/Down Border 35x32.7x2.0mm	Down Rail 88x8.2x1.2mm

GR-990

Manual Blind / Manual Zip Blind / Motorized Zip Blind

Manual Blind , Manual zip Blind and Motorized zip Blind, offering a personalized service of excellent quality. The structure is powder coating aluminum and its fabric can be imported acrylic canvas Dickson brand, mesh type, transparent imported PVC or other special choice. Support manual operation without zipper, manual operation with zipper for tighter fabric effect and Motorised button-operated with zipper for satisfying different applications and offering the maximum possibility for end users.



Manual Blind GR-910

Cassette	100 X 100 X 2.0mm
Rail	50 X 50 X 1.0mm
Bottom bar	32 X 60 X 1.0mm
Roller tube	dia 70mm
Operation	manual

Manual Zip Blind GR-910A

Cassette	100 X 100 X 2.0mm
Rail	49 X 39 X 1.2mm
Bottom bar	45 X 25.4 X 1.5mm
Roller tube	dia 70mm
Operation	manual

Motorized Zip Blind GR-910B

Cassette	120 X 120 X 2.0mm
Rail	60 X 39 X 1.5mm
Bottom bar	56 X 25.4 X 2mm
Roller tube	dia 78mm
Operation	motorized

Aluminum shutter

Aluminum Shutter is an innovative accessory that offers a privacy wall option and the ability to block sunlight in outdoor living space under the pergola. Fixed panels, sliding panels and bi-folding panels are available. High-grade aluminum material and premium powder coating make this sleek overall look and resistant to rust. It is a great addition to outdoor pergola and let through the breeze and enjoy a nature outdoor time.



Bi-folding panels



Fixed panels



Sliding panels

GR-960D

Bi-folding panels aluminum shutter(mm)

Min width:	500	Max width:	800
Min height:	1000	Max height:	2300

Louver : Aluminum 89.2x12.2x1.3

GR-960A

Fixed panels aluminum shutter(mm)

Min width:	500	Max width:	900
Min height:	600	Max height:	2800

Louver : Aluminum 89.2x12.2x1.3

GR-960B

Siding panels aluminum shutter(mm)

Min width:	600	Max width:	800
Min height:	600	Max height:	2300

Louver : Aluminum 89.2x12.2x1.3